



Piggy Bank

A Family Learning Model to Promote Financial Literacy

Dime a Dozen

Adventures of the Financial Warriors

Comic 7 - October - Managing money

I'm Penny and this is my brother Cash


With the help of heroes Marc, Rupee and Lira, we're going to learn about money!

I'm Marc!

I'm Lira!

I'm Rupee!







You're right!
Where would be a good place Rupee?.

Hey Penny! A sock is not a good place to leave your savings.



For starters, you could keep your money in a piggy bank.



Good idea. Mom and Dad keep their money in the bank.



Yes Penny, when you are older and have more money, keeping it in the bank is the best option.



Well, that's what I'll do. I am going to buy a piggy bank with my savings and keep my money safe there.



A Penny saved today, means plenty of Cash for the future!

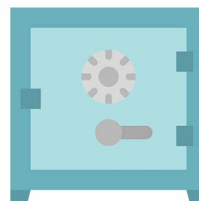

Tips for Parents

Get the whole family involved with just a few easy steps:

- **Demonstrate:** Show children that money in the home is usually kept in a purse or wallet. Large amounts of money are stored in the bank. Plastic cards are used to spend or withdraw this money.
- **Provide opportunities:** Provide a safe place for children's' savings. Show them different ways to keep money: money boxes, piggy banks... etc and places to keep those piggy banks or boxes.
- **Discuss:** Explain why money should be kept in a safe place, as money could be lost. Give them an example of a bad place to keep savings.

Fun Activity for Younger Learners

In which of these places would you safely store your savings?



Co-funded by the
Erasmus+ Programme
of the European Union

"The European Commission's support for the production of this publication does not constitute an endorsement of the contents, which reflect the views only of the authors, and the Commission cannot be held responsible for any use which may be made of the information contained therein."
Project Number: 2019-1-CZ01-KA204-061127

